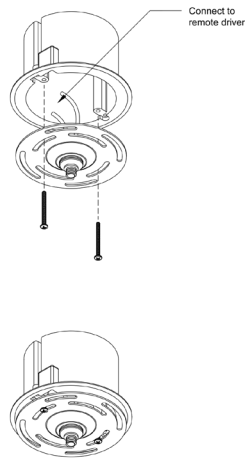
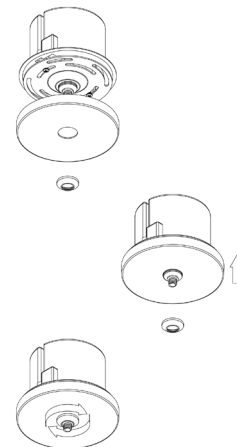


1



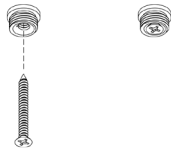
Connect the wires to the remote driver and mount the crossbar to the junction box.

2



Put on the canopy, and screw the wide cone until the canopy is firmly secured.

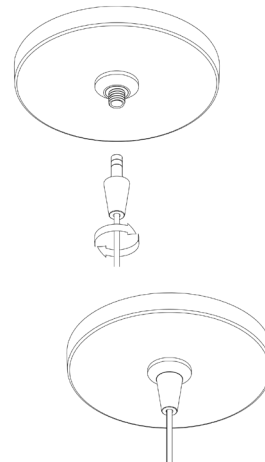
3



Mount the threaded stud to the ceiling.



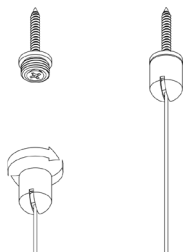
4



Insert the connector in the freejack and screw the cap until it is firmly secured.



5



Screw the cap slotted cap to the stud until it is firmly secured.

